



50 Mardale Crescent, Lymm, WA13 9PJ

£390,000



50 Mardale Crescent, Lymm, WA13 9PJ

£390,000

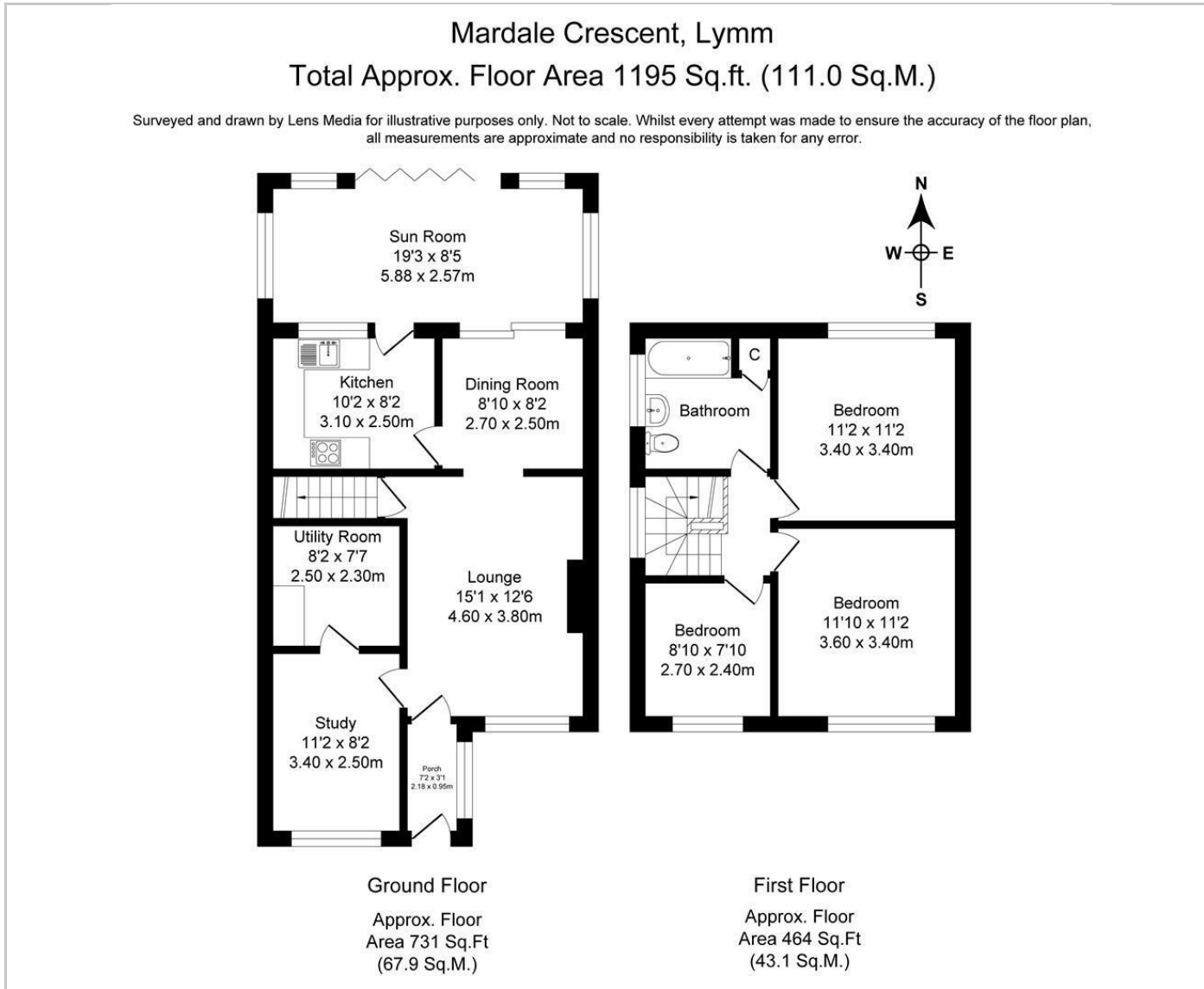
A VERY WELL PRESENTED AND IMPROVED SEMI-DETACHED HOUSE SITUATED CLOSE TO LYMM VILLAGE CENTRE. The property is approached over a double driveway with access down the side of the property to the rear garden. Porch, lounge with wood burning stove open to dining room which has patio doors into a large conservatory. Modern fitted kitchen with access to the Conservatory. There is a great office/playroom to the front and a useful utility room. On the first floor are two double bedrooms, a spacious third bedroom and a modern bathroom. Externally the property occupies a large corner plot with decking areas, pergola and large shed.

Description

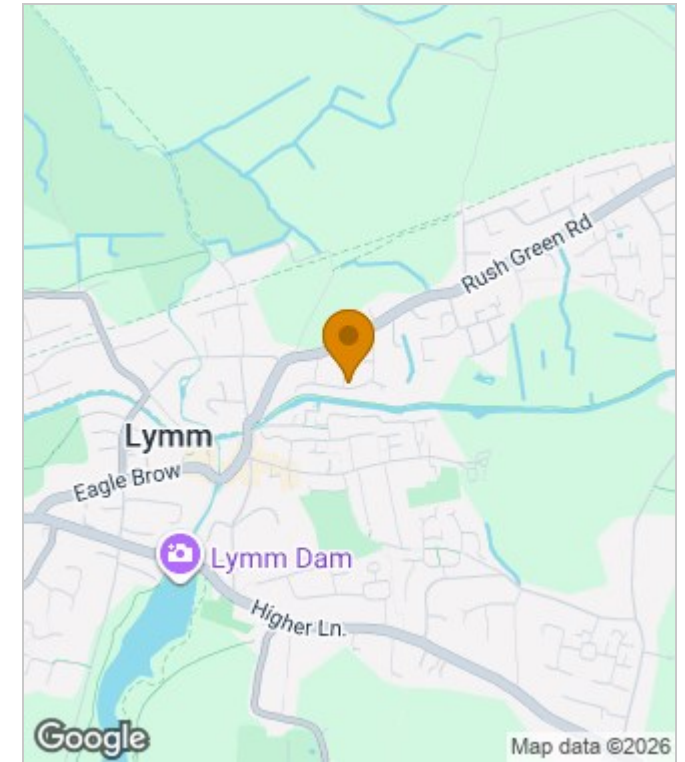


Council Tax Band: C

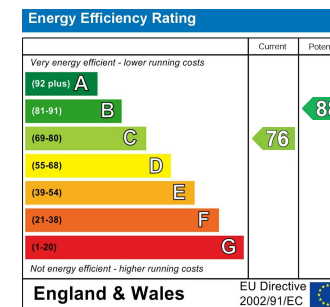
Floor Plans



Area Map



Energy Performance Graph



These particulars, whilst believed to be accurate are set out as a general outline only for guidance and do not constitute any part of an offer or contract. Intending purchasers should not rely on them as statements of representation of fact, but must satisfy themselves by inspection or otherwise as to their accuracy. No person in this firm's employment has the authority to make or give any representation or warranty in respect of the property.